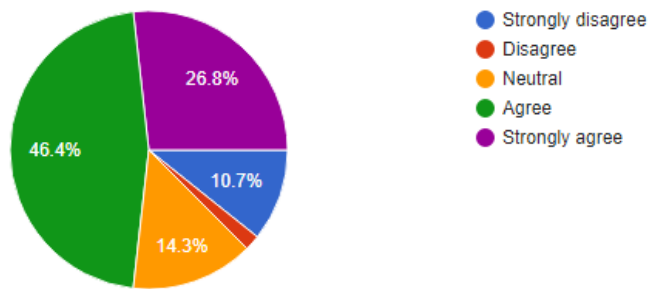


Student Feedback Analysis

(For academic year 2018-2019)

The overall quality of teaching-learning process in your institute is very good.

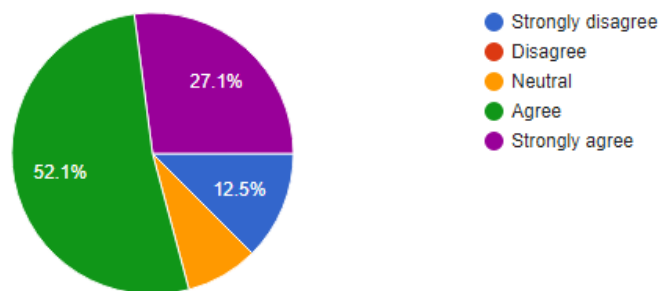
56 responses



Feedback for semester I and III

The overall quality of teaching-learning process in your institute is very good.

48 responses

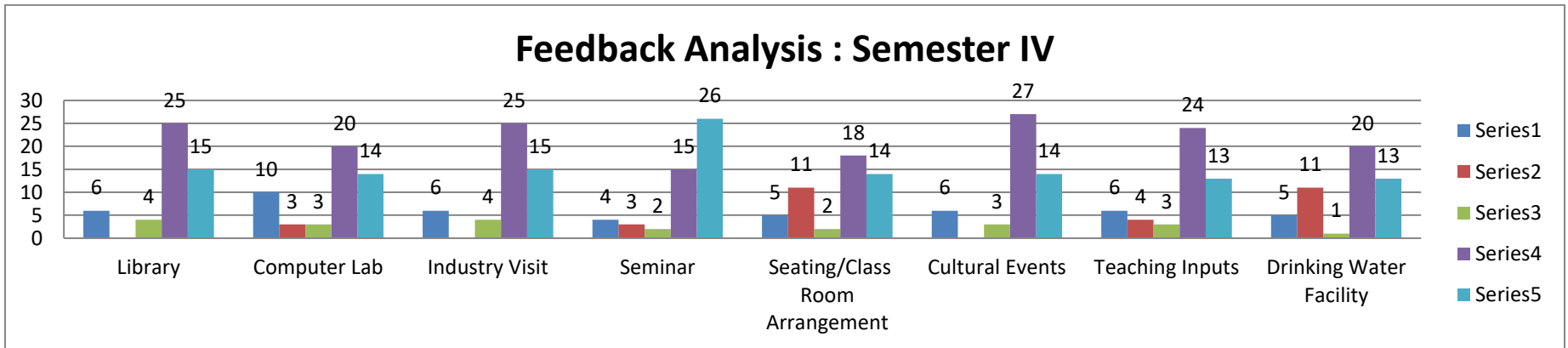


Feedback for semester II and IV

Student Feedback Analysis-Action Taken

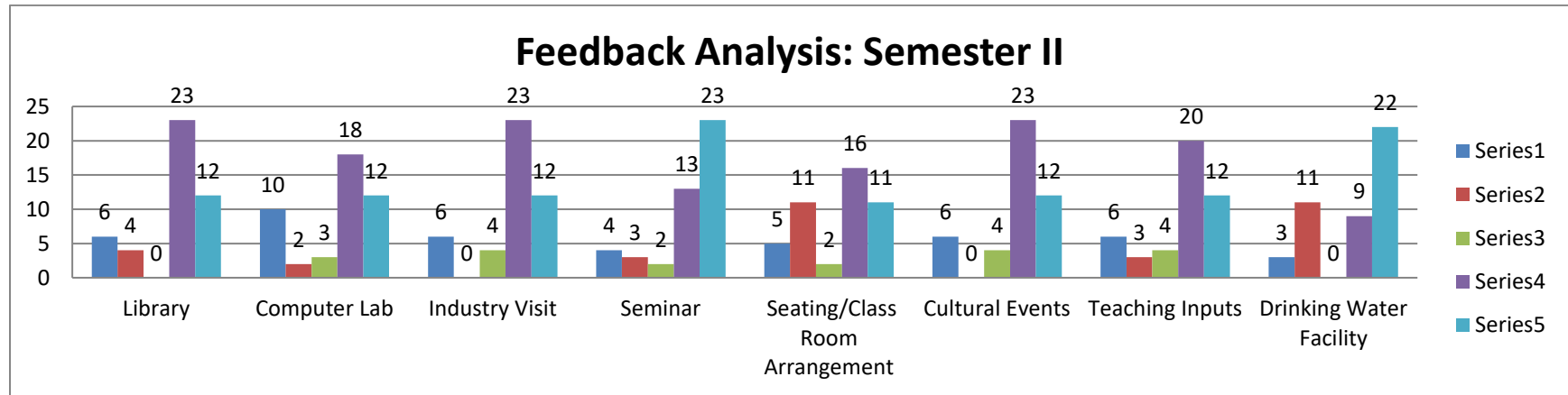
Response collected from the respondents is clubbed under following four categories.

Sr. No.	Category	Description of the feedback	Action Taken	Remarks
1	Teaching Learning	Improvement in teaching – learning	Teachers sent for the faculty development programs/seminars/Workshops to improve the quality	Responsibility- Dr. Giri/ Mrs. Aditi
2	Infrastructure	Wi-Fi Speed	Leased line connection speed was improved to 60 MBPS	Responsibility- Mr. Abhijit
3	Motivational Activities	Personality Development and co-curricular Activities should be More	Students participated in various activities. No action taken for the sports facilities only Yashotsav is allowed.	Responsibility- Dr. Wagh
4	Use of Advanced Technology	PPTs and Notes to should be provided	Installation of interactive smart boards in the classroom	Dr. Sabnis/ Mr. Pavan



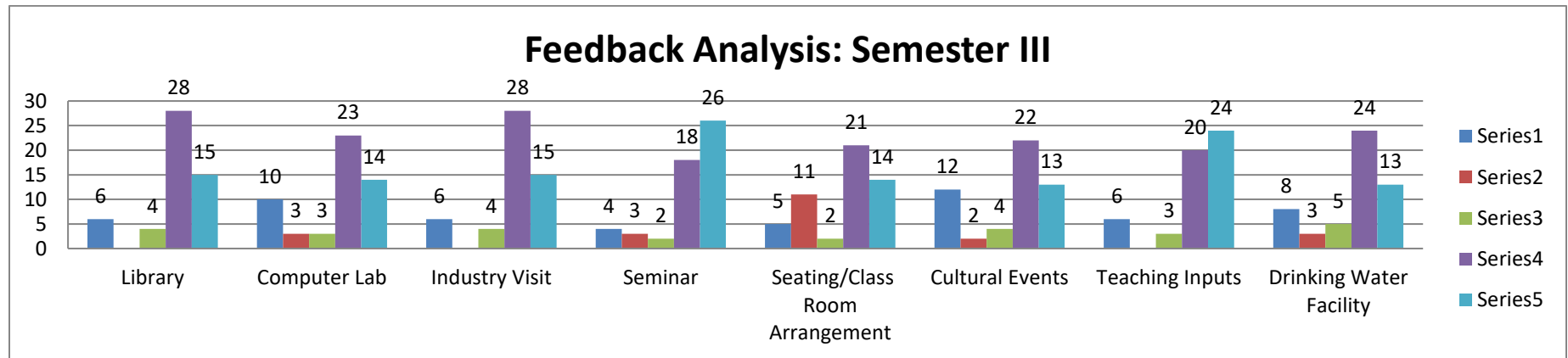
Row Labels	Library	Computer Lab	Industry Visit	Seminar	Seating/Class Room Arrangement	Cultural Events	Teaching Inputs	Drinking Water Facility
1	6	10	6	4	5	6	6	5
in %	12.0	20.0	12.0	8.0	10.0	12.0	12.0	10.0
2		3		3	11		4	11
in %	0.0	6.0	0.0	6.0	22.0	0.0	8.0	22.0
3	4	3	4	2	2	3	3	1
in %	8.0	6.0	8.0	4.0	4.0	6.0	6.0	2.0
4	25	20	25	15	18	27	24	20
in %	50.0	40.0	50.0	30.0	36.0	54.0	48.0	40.0
5	15	14	15	26	14	14	13	13
in %	30.0	28.0	30.0	52.0	28.0	28.0	26.0	26.0
Grand Total	50	50	50	50	50	50	50	50

80% respondents agree that the library services are satisfactory, 68% respondents agree that Computer lab provides world class facilities. 82% respondents agree that the seminar quality is excellent while, 80% respondents think that quality of industry visits is satisfactory. 64% respondents think that the classroom arrangements are satisfactory while 82% agrees that quality of cultural event is satisfactory. 84% respondents think that teaching inputs is satisfactory while, 86% perceives that there is a quality in drinking water facility.



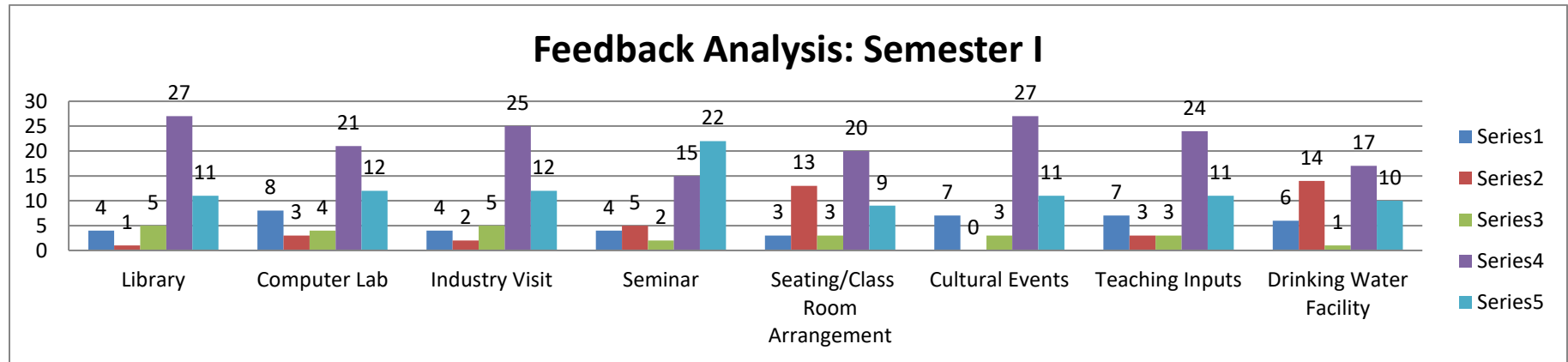
Row Labels	Library	Computer Lab	Industry Visit	Seminar	Seating/Class Room Arrangement	Cultural Events	Teaching Inputs	Drinking Water Facility
1	6	10	6	4	5	6	6	3
in %	13.3	22.2	13.3	8.9	11.1	13.3	13.3	6.7
2	4	2	0	3	11	0	3	11
in %	8.9	4.4	0.0	6.7	24.4	0.0	6.7	24.4
3	0	3	4	2	2	4	4	0
in %	0.0	6.7	8.9	4.4	4.4	8.9	8.9	0.0
4	23	18	23	13	16	23	20	9
in %	51.1	40.0	51.1	28.9	35.6	51.1	44.4	20.0
5	12	12	12	23	11	12	12	22
in %	26.7	26.7	26.7	51.1	24.4	26.7	26.7	48.9
Grand Total	45	45	45	45	45	45	45	45

77.8% respondents agree that the library services are satisfactory, 68% respondents agree that Computer lab provides world class facilities. 80% respondents agree that the seminar quality is excellent while, 78% respondents think that quality of industry visits is satisfactory. 60% respondents think that the classroom arrangements are satisfactory while 78% agrees that quality of cultural event is satisfactory. 71% respondents think that teaching inputs is satisfactory while, 71% perceives that there is a quality in drinking water facility.



Row Labels	Library	Computer Lab	Industry Visit	Seminar	Seating/Class Room Arrangement	Cultural Events	Teaching Inputs	Drinking Water Facility
1	6	10	6	4	5	12	6	8
in %	11.3	18.9	11.3	7.5	9.4	22.6	11.3	15.1
2		3		3	11	2		3
in %	0.0	5.7	0.0	5.7	20.8	3.8	0.0	5.7
3	4	3	4	2	2	4	3	5
in %	7.5	5.7	7.5	3.8	3.8	7.5	5.7	9.4
4	28	23	28	18	21	22	20	24
in %	52.8	43.4	52.8	34.0	39.6	41.5	37.7	45.3
5	15	14	15	26	14	13	24	13
in %	28.3	26.4	28.3	49.1	26.4	24.5	45.3	24.5
Grand Total	53	53	53	53	53	53	53	53

81% respondents agree that the library services are satisfactory, 69% respondents agree that Computer lab provides world class facilities. 82% respondents agree that the seminar quality is excellent while, 80% respondents think that quality of industry visits is satisfactory. 83% respondents think that the classroom arrangements are satisfactory while 76% agrees that quality of cultural event is satisfactory. 83% respondents think that teaching inputs is satisfactory while, 79.8% perceives that there is a quality in drinking water facility.



Row Labels	Library	Computer Lab	Industry Visit	Seminar	Seating/Class Room Arrangement	Cultural Events	Teaching Inputs	Drinking Water Facility
1	4	8	4	4	3	7	7	6
in %	8.3	16.7	8.3	8.3	6.3	14.6	14.6	12.5
2	1	3	2	5	13	0	3	14
in %	2.1	6.3	4.2	10.4	27.1	0.0	6.3	29.2
3	5	4	5	2	3	3	3	1
in %	10.4	8.3	10.4	4.2	6.3	6.3	6.3	2.1
4	27	21	25	15	20	27	24	17
in %	56.3	43.8	52.1	31.3	41.7	56.3	50.0	35.4
5	11	12	12	22	9	11	11	10
in %	22.9	25.0	25.0	45.8	18.8	22.9	22.9	20.8
Grand Total	48	48	48	48	48	48	48	48

79% respondents agree that the library services are satisfactory, 69% respondents agree that Computer lab provides world class facilities. 77.8% respondents agree that the seminar quality is excellent while, 77.8% respondents think that quality of industry visits is satisfactory. 60% respondents think that the classroom arrangements are satisfactory while 80% agrees that quality of cultural event is satisfactory. 73% respondents think that teaching inputs is satisfactory while, 57% perceives that there is a quality in drinking water facility.

Student Feedback Analysis-Action Taken (Odd Semester) AY 2018-2019

Response collected from the respondents is clubbed under following four categories.

Sr. No.	Category	Description of the feedback	Action Taken
1	Teaching Inputs	Improvement in teaching – learning	Teachers participated in the faculty development programs/seminars/workshops to improve the quality
2	Computer Lab	Slow Internet Connection Brightness of the projector is not adequate	Leased line connection speed was improved to 60 MBPS Projector is replaced from the classroom no. 201
3	Events	Personality Development and co-curricular Activities should be More	Students participated in various events and activities. No action required as internal event Yashotsav is organised thrice a year and students are encouraged to participate in Yashotsav.
4	Class Room Arrangement	PPTs and Notes to should be provided	Use of Advanced Technology : Installation of interactive smart boards in the classroom

Student Feedback Analysis-Action Taken (Even Semester) AY 2018-2019

Sr. No.	Category	Description of the feedback	Action Taken
1	Teaching Learning	Innovation in Teaching Learning	<p>Faculty members are advised to enrol for NPTEL-Swayam MOOC's courses to enrich their core knowledge.</p> <p>Teachers participated in the faculty development programs/seminars/workshops to improve the quality.</p>
2	Library	International Books and Journals	Subscription to NDL, DELNET, Shodhgangotri
3	Events	Frequency of the programs for personality development should be increased.	<p>Session on personality development and goal setting was arranged. The trainer was Vivek Doba.</p> <p>Outbound learning activity was arranged.</p>
4	Computer Lab	Use of Software for knowledge and personality development.	<p>Language lab was set up by installation of ETNL software was installed.</p> <p>Kahoot! App was extensively use for knowledge dissemination.</p>